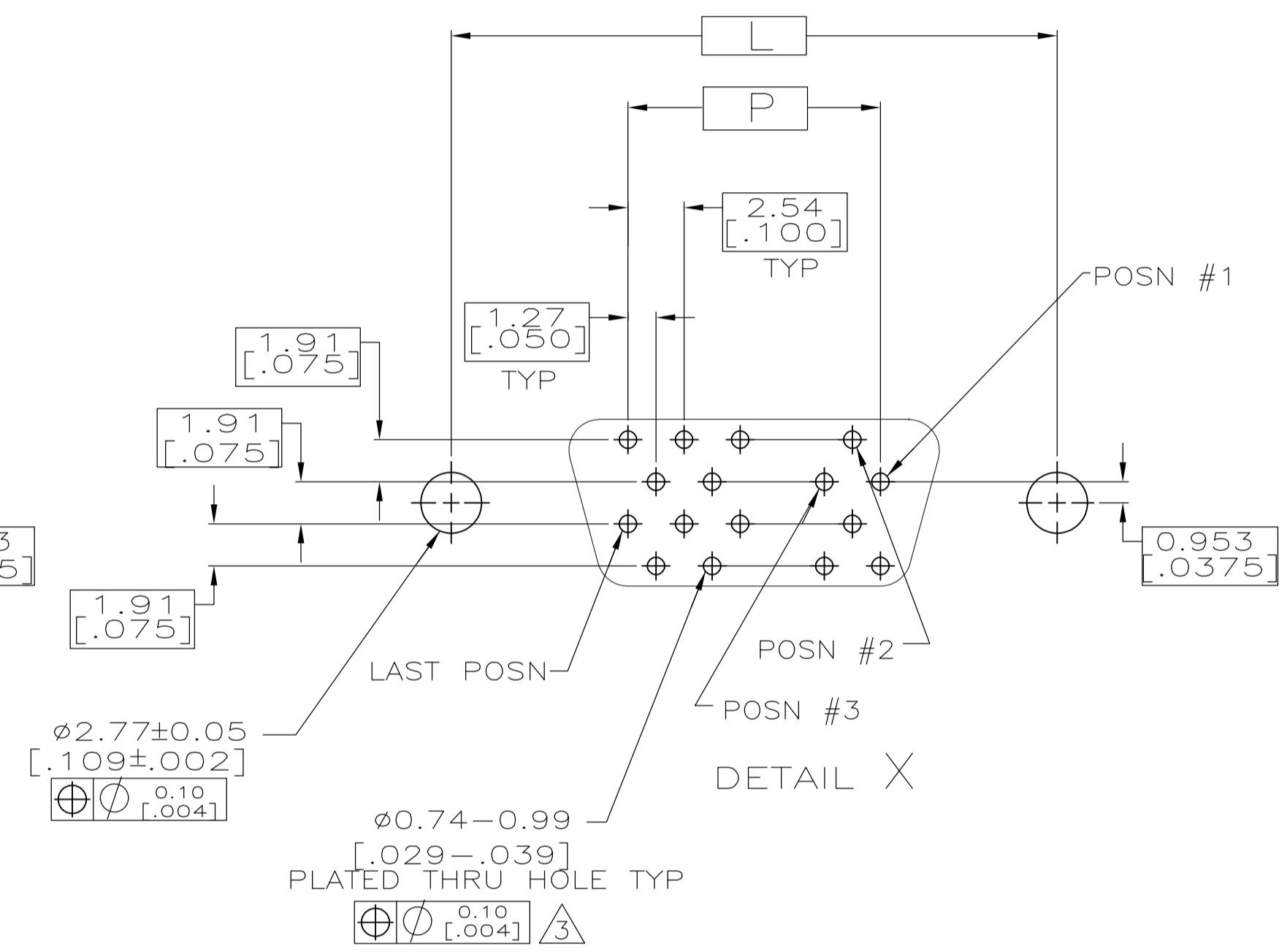
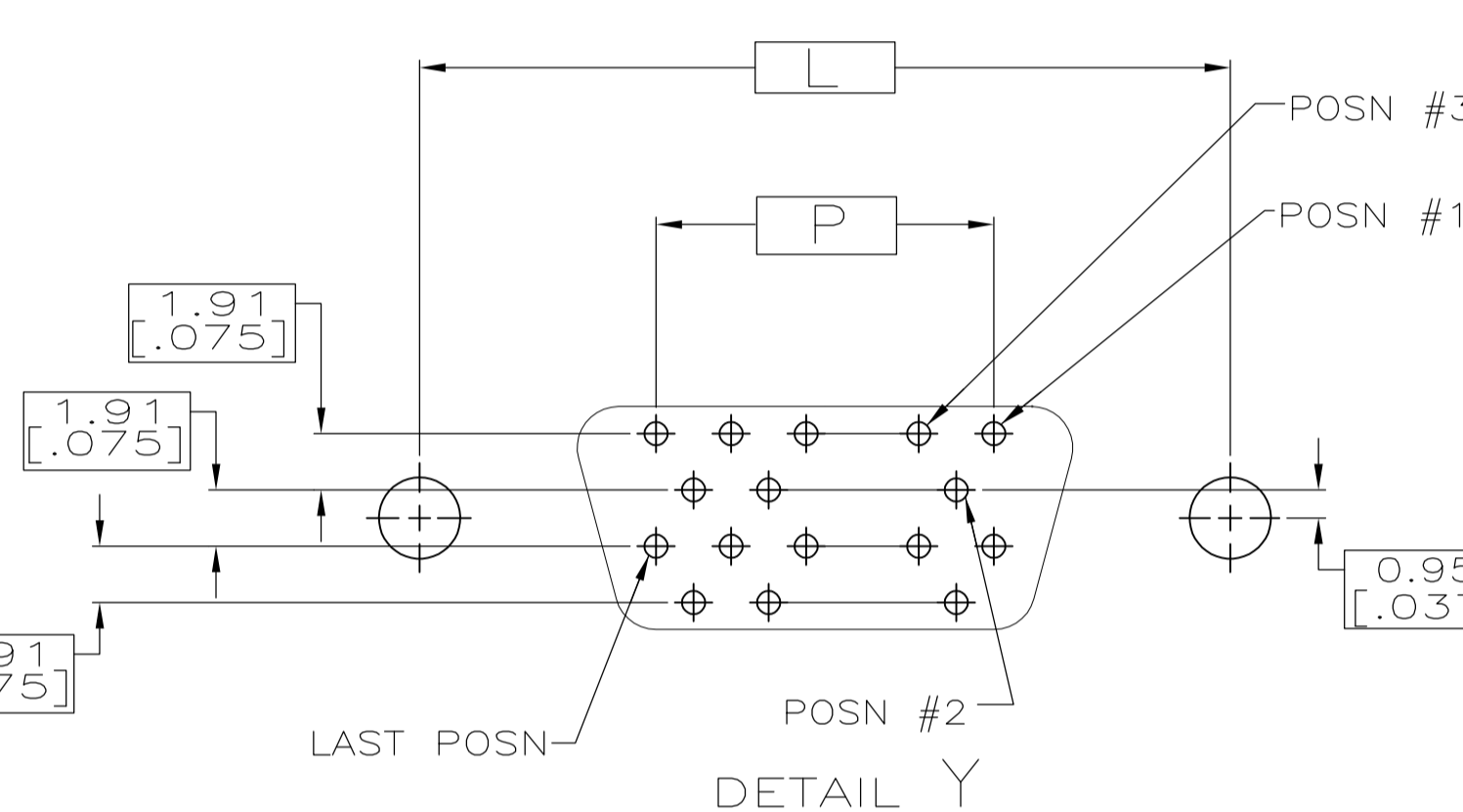
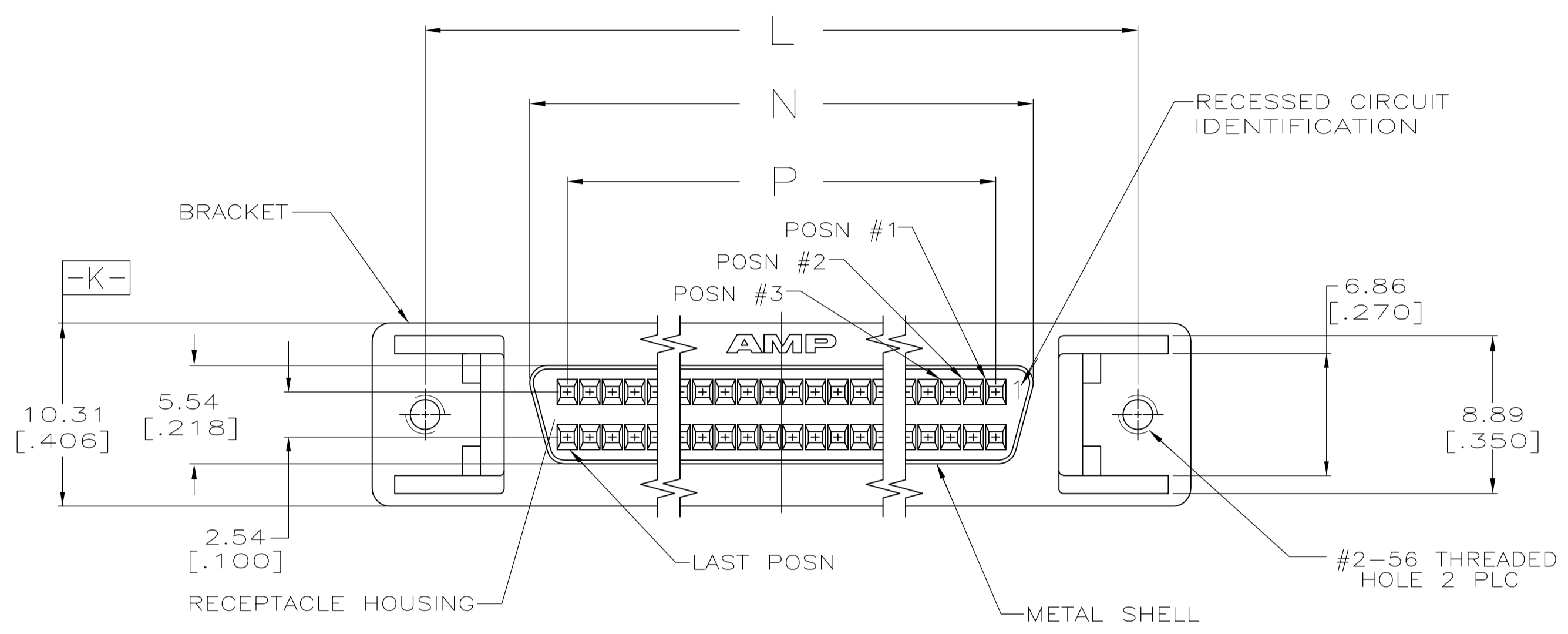
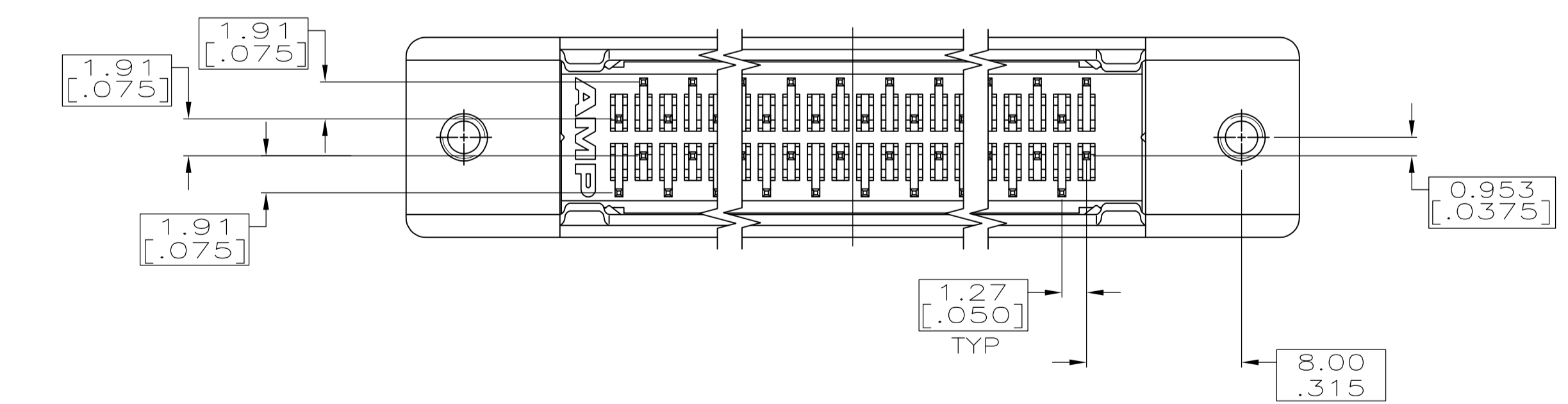
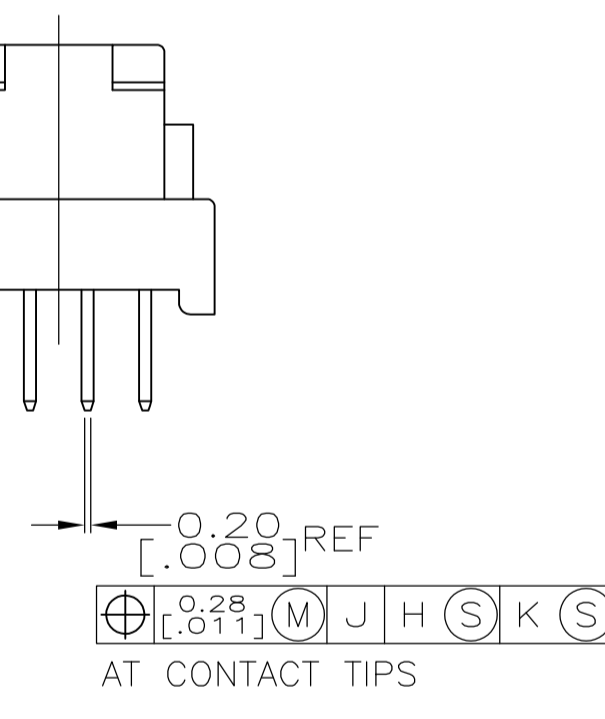
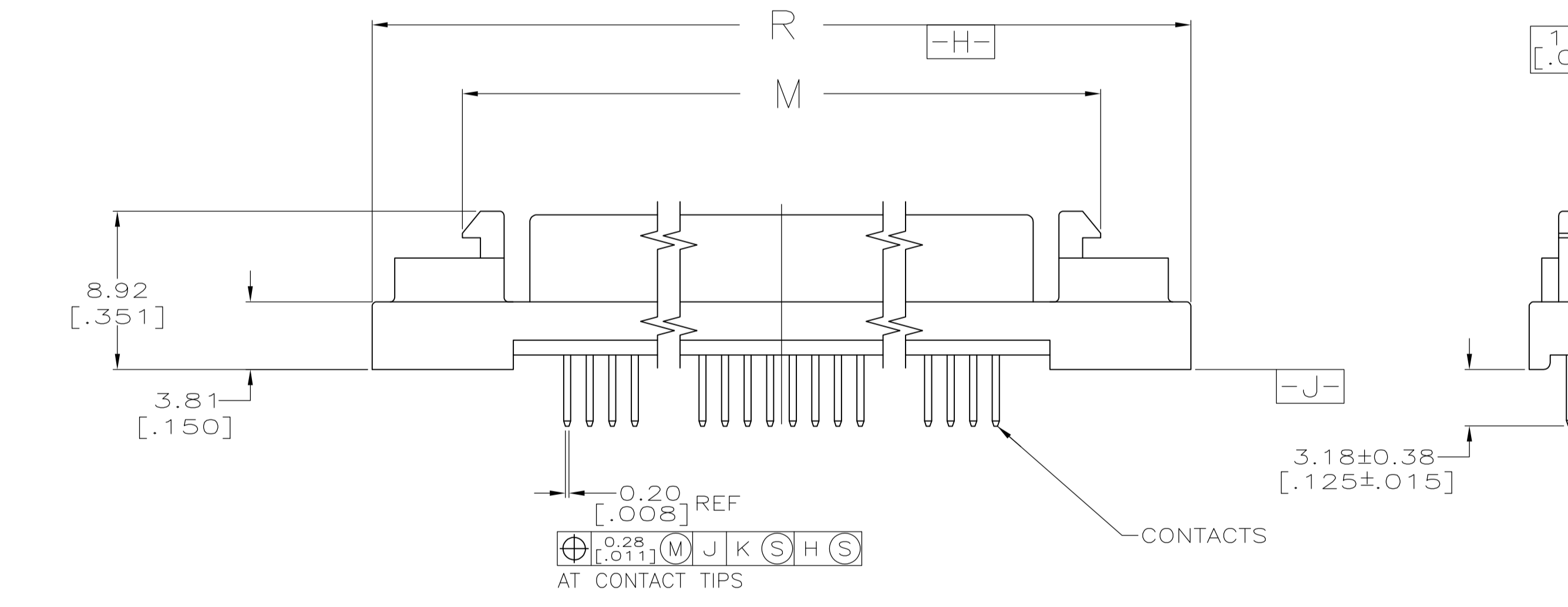


- 1 MATERIAL
HOUSING: THERMOPLASTIC, UL 94V-0 RATED, COLOR BLACK.
METAL SHELL: CARBON STEEL.
BRACKET: ZINC.
CONTACTS: PHOSPHOR BRONZE.
- 2 FINISH
SHELL: 5.08µm [.000200] MIN NICKEL OVER 1.27µm [.000050] MIN COPPER.
BRACKET: NICKEL.
CONTACTS: EITHER 0.76µm [.000030] MIN GOLD OR GOLD FLASH OVER PALLADIUM NICKEL, 0.76µm [.000030] MIN TOTAL ON MATING END. 3.05µm [.000120] TIN ON SOLDER LEAD, ALL OVER 1.27µm [.000050] NICKEL UNDERPLATE.
- 3 ACTUAL HOLE SIZE USED WILL DEPEND ON TRACE ROUTING REQUIREMENTS BETWEEN HOLES AND CONNECTOR PLACEMENT TECHNIQUE.
- 4 OBSOLETE PARTS: OBSOLETE CIS STREAMLINING PER D.RENAUD/D.SINISI



P.C. BOARD MOUNTING DIMENSIONS (CONNECTOR SIDE)



4	OBSOLETE	X	96.90 [3.815]	74.93 [2.950]	79.15 [3.116]	86.74 [3.415]	90.93 [3.580]	120	4-5749069-0
		X	84.20 [3.315]	62.23 [2.450]	66.45 [2.616]	74.04 [2.915]	78.23 [3.080]	100	5749069-9
		X	71.50 [2.815]	49.53 [1.950]	53.75 [2.116]	61.34 [2.415]	65.53 [2.580]	80	5749069-8
4	OBSOLETE	X	63.88 [2.515]	41.91 [1.650]	46.13 [1.816]	53.72 [2.115]	57.91 [2.280]	68	5749069-7
		X	58.80 [2.315]	36.83 [1.450]	41.05 [1.616]	48.64 [1.915]	52.83 [2.080]	60	5749069-6
		Y	52.45 [2.065]	30.48 [1.200]	34.70 [1.366]	42.29 [1.665]	46.48 [1.830]	50	5749069-5
4	OBSOLETE	X	46.10 [1.815]	24.13 [.950]	28.34 [1.116]	35.94 [1.415]	40.13 [1.580]	40	5749069-4
		X	38.48 [1.515]	16.51 [.650]	20.73 [.816]	28.32 [1.115]	32.51 [1.280]	28	5749069-3
		Y	37.21 [1.465]	15.24 [.600]	19.46 [.766]	27.05 [1.065]	31.24 [1.230]	26	5749069-2
		X	33.40 [1.315]	11.43 [.450]	15.65 [.616]	23.24 [.915]	27.43 [1.080]	20	5749069-1
		PWB PATTERN	R	P	N	M	L	NO. OF POSN	PART NO.

THIS DRAWING IS A CONTROLLED DOCUMENT.

DIMENSIONS: mm [INCHES]	TOLERANCES UNLESS OTHERWISE SPECIFIED:	DIN B12 MCMASSTER 12MAY04	APVD S. SHUEY 12MAY04	NAME M. WALMSLEY 12MAY04
0 PLC ± -	1 PLC ± -	2 PLC ± 0.12[.005]	3 PLC ± -	4 PLC ANGLES ± -
MATERIAL	FINISH	WEIGHT	SIZE A1	CAGE CODE 00779
			DRAWING NO. 5749069	RESTRICTED TO

STE TE Connectivity

RECEPTACLE ASSEMBLY, SHIELDED, VERTICAL, RAILED, AMPLIMITE .050 Series

CUSTOMER DRAWING SCALE 4:1 SHEET 1 OF 1 REV B2